

western new mexico university golf



western new mexico university mustangs
2007-2008 media guide

school information

Name of School	Western New Mexico University
Address	1000 College Avenue Silver City, NM 88061
Phone	(505) 538-6218
Fax	(505) 538-6163
Web Site	www.wnmumustangs.com
Founded	1893
Enrollment	2500
Mascot	Mustangs
School Colors	Purple and Gold
Home Arena	Ben Altamirano Memorial Stadium
Capacity	3000
Affiliation	NCAA Division II
Conference	Rocky Mountain Athletic Conference (RMAC)
President	Dr. John Counts
Alma Mater	West Point (1963)
Athletic Director	Scott Woodard (505) 538-6233 woodards@wnmu.edu
Alma Mater	Western New Mexico University (1983)
Assistant Athletic Director of Media Relations	Victoria Huenink (505) 538-6214 hueninkv@wnmu.edu
Compliance Coordinator	Dr. Roland Shook (505) 538-6423 shookr@wnmu.edu
Athletic Administrative Assistant	Alma Arellano (505) 538-6218 arellana@wnmu.edu
Men's Athletic Trainer	Chris Jeppson (505) 538-6236 jeppsonc@wnmu.edu
Women's Athletic Trainer	Terra Strain (505) 538-6236 straint1@wnmu.edu

sports information

Assistant Athletic Director of Media Relations	Victoria Huenink (505) 538-6214 (office) (906) 281-0135 (cell) hueninkv@wnmu.edu
Fax	(505) 538-6163
Address	1000 College Avenue Silver City, NM 88061
Web Site	www.wnmumustangs.com

head coaches contact information

Men's & Women's Cross Country	Macario Campos (505) 538-6237 teamelite@hotmail.com
Women's Volleyball	Jim Callender (505) 538-6225 callenderj@wnmu.edu
Football	Bernie Busken (505) 538-6770 buskenr@wnmu.edu
Men's Basketball	Mark Coleman (505) 538-6234 colemanm1@wnmu.edu
Women's Basketball	Brent Hansen (505) 538-6220 wnmuhoops@hotmail.com
Men's & Women's Tennis	Erik Burton (505) 538-6157 wnmutennis@hotmail.com
Softball	Scott Woodard (505) 538-6233 woodards@wnmu.edu
Men's & Women's Golf	Kent Beatty (505) 538-6235 wnmugolf@aol.com

golf history & information

Program Induction	Women: 1994 Men: 1951
2006-2007 Conference Finish	Women: 1st Regular Season, 2nd Conference Tournament Men: 2nd Regular Season, 1st Conference Tournament
2006 Best Team Finish	Women: 1st Five Times Men: 1st Four Times
2006 Best Individual Finish	Women: 1st Heather Dorris (Rocky Mountain Invitational, RMAC #1, RMAC #3) 1st Tina Bickford (RMAC #2) Men: 1st Greg Pool (Cactus Thaw) 1st Marcus Molina (RMAC)
Number of Years in NCAA	13 Years (1994)
NCAA Appearances	Women: Regional (7), Championships (5) Men: Regional (4), Championship (1)
Last Post-Season Appearance	Women: 2007 NCAA West Regional Championship Men: 2007 NCAA Championship
Head Coach	Kent Beatty
Years at WNMU:	11th Year

a message from the president and athletic director



a message from dr. john counts, president of wnmu

At Western New Mexico University, the students are our top priority, and the athletic department is a key element of campus life.

We are very proud of our student athletes as they balance athletics with academics and community involvement. The growth and learning that takes place among them is inspiring. Their participation in our athletic program goes a long way in preparing them for future success.

We look forward to continued success of all our Mustang athletic programs. Go Mustangs!

Dr. John Counts



a message from scott woodard, director of wnmu athletics

Welcome to Western New Mexico University, and thank you for your support!!

Athletics is an important part of the educational process at Western New Mexico University. It has a unique role to play in an effort to create a well-rounded individual upon graduation.

Our student athletes gain a great deal from competing in their games, matches, and contests and spend countless hours during the year learning about themselves and their teammates. Whether we win or lose, they represent the institution with class and dignity. They also learn about discipline and commitment.

Above all, we are committed to athletes as students first. They are here to use the vehicle provided to gain a quality education that will help them develop as future leaders. We are proud of the success our young people have not only on the athletic venue but in the classroom as well.

Athletics also provides a highly visible way for our students, faculty, staff, alumni, and community to play a part in what is a vital role on all university campuses. The athletic programs here at WNMU embrace the highest ideals associated with personal and community development, sportsmanship, equality, competitiveness, safety, and campus pride.

We are looking forward to continued success this coming season.

Go Mustangs!

Scott Woodard

athletic administration staff

scott woodard, athletic director

They say an army is just as good as its leader. If that's the case, the WNMU coaching staff is in good hands. Scott Woodard enters his 10th year as Athletic Director for WNMU with high hopes. Woodard, a 1985 graduate of WNMU was an all-star shortstop at Western, and was twice named to the all conference team in the tough Rocky Mountain Athletic Conference.

The Carlsbad, New Mexico product received his Bachelor of Science in Biology and his Master of Arts Administration.

While Woodard was a star on the baseball field as a player, his true talent may be in the dugout, as his now-eight-year-old softball team has become the tyrants of the Pacific West Conference, rolling up the last three Pac-West Championship banners. Woodard stepped aside after the 2001 season from coaching to be able to spend more time getting the athletic department back in the role of dominance it held in the early 1990s.

"We have some extremely successful programs here, and we are striving to make all the sports very competitive," says Woodard. "We all (coaches) recruit the same areas, and I can honestly say for the first time since I've been here, we have a staff that is aggressive and will bring in top quality kids and those kids will leave Silver City with a quality degree and a great athletic experience."



victoria huenink, assistant athletic director for media relations

Victoria Huenink has headed south to take the reins of the newly created Assistant Athletic Director of Media Relations in the spring of 2007. Huenink handles the duties of sports information director as well as senior woman administrator and will coordinate community and university relations for the athletic department.

Formerly at Finlandia University in Michigan, Huenink was the assistant athletic director, senior woman administrator, sports information director, and head women's volleyball coach for four years.

Originally from Cedar Grove, Wisconsin, she played volleyball at Cardinal Stritch University in Milwaukee, Wisconsin, where she was a three-year volleyball starter as a middle hitter and co-captain her final season and majored in business and marketing.



dr. roland shook, compliance coordinator


Dr. Roland Shook held the Faculty Athletic Representative post since 1993 and was an integral part of the Athletic Department, as well as the university's academic department. Now in his retirement, Dr. Shook has the responsibility of being the Mustang's compliance coordinator. His responsibilities as the compliance coordinator include scrutinizing each athlete's transcript and signing off on their eligibility status and acting as arbitrator and investigator when student athlete, coaching or other athletics related issues arise.



alma arellano, athletic administrative assistant

Alma has become the glue that holds the athletic department together since her arrival as athletic secretary. She coordinates the teams' fundraising and travel accounts, while managing the student work studies. Her transfer from the Business Office has been a real asset to athletics as she is a real team player!

A graduate of Silver High in 1993, Alma received her degree from WNMU in office administration.



athletic administration staff



chris jeppson, men's athletic trainer

Chris Jeppson joined the Western New Mexico University athletic training staff in 2006 after receiving a Master of Science degree in Athletic Training from Indiana State University in Terre Haute, Indiana. While in Terre Haute, Jeppson worked at Terre Haute North High School as an athletic trainer.

He received his undergraduate degrees in 2001 and 2005 from Weber State University (Associate of Art in Foreign Language) and the University of Utah (Bachelor of Science in Exercise and Sport Science) respectively. While at the University of Utah, he was able to work with the University's football camp in 2004.

Jeppson has certifications in EMT-Basic, CPR, AED and first-aid instruction for the American Red Cross in the professional and community certification levels. He currently is an instructor of first-aid/CPR and athletic training courses at WNMU.

Jeppson lives in Silver City, New Mexico with his wife, Chandra, and two children, Ethan (3) and Alexis (1).



terra strain, women's athletic trainer

Terra Strain returns to Silver City and WNMU after seven years away. In her first year as a staff member, she will assist the successful volleyball program and be full-time in the athletic training room where she will work with the Western New Mexico women's programs.

Strain, a graduate of the Movement Science program at Western, wore a Mustang volleyball jersey from 1996-2000. During her four years, she was on the Gold Honor board each semester. She also was named to the Pac-West All-Conference Academic Team in 1999.

After WNMU, Strain attended Montana State University - Billings where she received her Master of Science in Athletic Training degree in 2006. She also was an assistant volleyball coach for the Yellowjackets for one year.

Most recently, Strain worked as an athletic trainer and head girl's volleyball coach at Bradshaw Mountain High School. The Virden, New Mexico native also coached for the Arizona Mile High Volleyball Club for one year and three years at Holbrook High School in Arizona. At Holbrook, she was the 3A North Co-Coach of the Year in 2002 and the 2004 1A-3A All-Star Coach in 2004.

Strain enjoys reading, hiking, and camping. She resides in Silver City.



claudia leonard, faculty athletic representative

Originally from Detroit, Michigan, Claudia Leonard joins the Mustang staff this year as the faculty athletic representative. An associate professor in the Occupation Therapy Assistant (OTA) program, Leonard first came to WNMU in 1997 and then took a break for two and a half years from WNMU before returning again in the fall of 2005. She currently serves as the academic fieldwork coordinator in the OTA department.

Leonard received her Bachelor of Science in Occupational Therapy from Eastern Michigan University in 1983. She then went on to earn her master's degree in business from WNMU in 2001. She recently completed her Doctorate in Occupational Therapy at the University of St. Augustine.

Leonard is an active board member for the Casa de Cultura en Santa Clara in her spare time along with participating in sprint triathlons.

She lives in Bayard with her husband.

kent beatty, head coach



Success has followed Kent Beatty during his coaching career. Entering his 11th season as the head golf coach at WNMU, Beatty has learned many of the tricks it takes to lead a successful program, and it shows. Both his men's and women's teams are regular participants in the post season, an accomplishment which has been instrumental in giving WNMU's other athletic programs the confidence to succeed.

The fact that Beatty's position at WNMU is full-time is an indicator that WNMU is committed to its golf program. The majority of small-school college golf coaches are employed elsewhere or are instructors at their respective universities, and WNMU's commitment to golf and its athletes has paid great dividends over the past few years.

In addition to 20 NCAA post season tournament appearances and five conference championships in his ten years at the school, Coach Beatty has mentored five all-Americans, seven academic all-Americans, and five PGA golf professionals.

Beatty's teams at WNMU have continued to improve with each passing season. The quality recruits who commit to WNMU and Beatty's no-nonsense approach to athletics and academics seems to be a popular one for newcomers — stressing that great golf, solid classroom performance, and learning people skills will increase his players chances of success — is the cornerstone of the Beatty philosophy.

"We are a small school in a small town, which some future student-athletes look as a weakness. I choose to look at as a strength. It's not all about golf at WNMU ... golf is the fun part. We want our athletes to travel, graduate, and be able to handle life's problems head-on, through hard work and communication. If they can do that, then they will have a great four years here," says Beatty.

A Class A member of the PGA of America, Coach Beatty started one of New Mexico's golf dynasties at Ruidoso High School, a team that has captured five state championship trophies in recent years and continues to churn out top players that are also excellent students. Beatty also serves on the NGCA All-American Committee and was the NMAA High School Golf Committee's chairman for seven years.

"The exciting part to me about coaching golf at Western New Mexico is that fact that our weather gives us a great opportunity to attract quality players from around the world. We always give the area student-athletes the first chance, but they often want to get away from home and that opens the door to some great players from out-of-state or even out of country. I love to teach golf, so those that want to learn on the range and in the classroom have a great opportunity here. It's a real joy to be around those individuals and see them grow," says Beatty.

"To me, the most rewarding aspect of coaching golf is the finished product. It's a great feeling when you talk to your former players, see them with their own families and being successful in business and in life. It's kind of neat to know that they call from time to time as 30-year-olds and talk about life, old times, and to see what "coach" is up to.... and sometimes just because they need to get chewed out again ... for old times sake."

women's golf season preview

Western New Mexico's women's golf team heads into the 2007-2008 season after one of its most fruitful years. The Lady Mustangs knocked off four tournament wins last season and their third-straight conference championship. WNMU took the Pac-West Conference Championship in 2005, the Heartland Conference in 2006, and last season's RMAC crown.

The Mustangs enter the season as the RMAC's preseason favorite and should once again be a power in the NCAA's West Region. While WNMU turned in a disappointing sixth place finish last season in the regional, they are consistently the team to beat having won four regional championships in seven years.

The new season brings a strong mix of experience and youth as the Mustang roster boasts three senior starters, one junior, two sophomores, and one freshman.

Senior **Tina Bickford** (Tucson, AZ) returns for her third season at WNMU after spending her freshman year at the University of Northern Colorado. The 2006 Montana State Amateur Champion was named to the All-RMAC team after winning the Eagle Invitational and racking up three more second place finishes. Her 79.31 scoring average last season ranks among the teams' lowest in history.

The top five should also see two more players that enter their last season. **Rebekah Berve** (Farmington, NM) and **Tiffnee Wiens** (Prince Rupert, BC) showed rapid improvement in their game last year and should be ready to post sub-80 scores on a consistent basis this season. Berve was an All-RMAC choice off solid performances in the conference championship and the NCAA West Regional, while Wiens length off the tee always makes her a solid threat.

Sophomores **Erika Willis** (Roswell, NM) and **Kayla Gonzales** (Roswell, NM) return to continue what should be outstanding careers at WNMU. Both long-hitting players hail from Goddard High School and both were part of multiple state championships.

Freshman newcomer **Carissa Schwalm** (Las Cruces, NM) should also play a big part in the success of the team. Schwalm enters the season off a dominating performance in the Las Cruces City Championship and has the game to break 80 consistently. She is expected to have a brilliant career at WNMU.



men's golf preview

It has been a while coming, but Western New Mexico's men's golf team stole a little of the glory that has generally been bestowed on their female counterparts in past few seasons as the Mustangs made their first appearance at the NCAA Championship. The good news is that most of that team is returning for another try.

WNMU won a school record five tournaments during the 2006-2007 season including the RMAC Championship and the NCAA Northwest Regional. Those victories vaulted the Mustangs into the national spotlight, and, while they were hoping for better finish at the NCAA's, it was still a season to remember.

Western New Mexico returns a strong crew as the nine-player squad boasts three seniors, two sophomores, and three freshmen for 2007-2008 season.

Seniors **Marcus Molina** (Albuquerque, NM), **Greg Pool** (Surrey, BC) and **Chris Schofield** (Parksville, BC) will take their final bow in college golf this year after excellent careers wearing purple and gold.

Molina won the RMAC Championship tournament last spring and was the runner-up in the Regional Championship and was named the RMAC Player of the Year for his efforts. The former New Mexico State High School Champion also finished second in the prestigious Albuquerque Amateur for the second-straight year.

Pool will leave WNMU as its most prolific player over his four years. The straight-hitting 21-year-old has missed just one event in his three-year career and is a staple in the top-five. His 64 in the 2007 Cactus Thaw tied the school record for low score, and he should set the most rounds played and most tournaments played records sometime this season.

Schofield spent much of last season on the sideline with an injured hand. The 22-year-old bomber was a big part of the team's success in 2005-2006, when his 64 in the St. Edward's Invitational hit the record books.

Dongkyu Kim (Seoul, South Korea) is also be a big part of the 2007-2008 team as the long-hitting, smooth putting sophomore returns for his first full season of eligibility. He became eligible in January of 2007 and played in five events, but his effort in the West Regional was where he proved he will be a future star. His seventh-place finish from the number five spot sent a message to the rest of the conference that the Mustangs are as deep as they are talented.

Scott Crichton (Delgaty Bay, Scotland) also returns for his second year after a solid freshman campaign. A real grinder, Crichton got five trips to the course in the top five and performed admirably. His excellent wedge game is a big asset to the squad as he becomes longer and straighter over the next three years.

Talented newcomers **Tyson Bickford** (Tucson, AZ), **Zach Blair** (Roswell, NM) and **Steven Maxwell** (Glasgow, Scotland) will also be fighting for a chance at the top five as freshmen. Bickford has been one of Montana's top juniors for the past two years before his parents headed for sunny Tucson this summer. Blair has finished 1-2 in the last two Sun Country Junior Championships and is one of New Mexico's best, while Maxwell had a great summer of golf in Scotland, boasting several sub-70 rounds in tournaments.

All in all, WNMU has the makings to improve on its best season in history. Any of the nine players on the squad can contribute and all will receive considerable experience before moving into the seasons beyond 2008.



Marcus Molina
Senior
Albuquerque, NM

2007-2008 wnmu women's golf team pictures



Front Row (Left to Right): Carissa Schwalm, Erika Willis, Kayla Gonzales.
 Back Row (Left to Right): Tiffnee Wiens, Rebekah Berve, Tina Bickford.
 Not Pictured: Brittany DeMent

2007-2008 wnmu women's golf team roster

Name	Yr.	Ht.	Hometown	Previous School	Major
Rebekah Berve	SR	5-2	Farmington, NM	Piedra Vista High School	Biology
Tina Bickford	SR	5-2	Tucson, AZ	University Northern Colorado	Accounting
Kayla Gonzales	SO	5-6	Roswell, NM	Goddard High School	Undecided
Carissa Schwalm	FR	5-6	Las Cruces, NM	Mayfield High School	Undecided
Tiffnee Wiens	SR	5-6	Prince Rupert, BC	Sam Houston State University	Business Administration
Erika Willis	SO	5-8	Roswell, NM	Goddard High School	Undecided
Brittany DeMent	JR	5-6	Silver City, NM	Silver High School	Business Administration

2007-2008 women's golf schedule

Date	Tournament	Host	Location
September 10-11, 2007	RMAC #1	University of Nebraska-Kearney	Kearney, NE
September 17-18, 2007	RMAC #2	Regis University	Denver, CO
September 24-25, 2007	Grand Canyon Fall Invitational	Grand Canyon University	Phoenix, AZ
October 1-2, 2007	RMAC #3	Adams State College	Alamosa, CO
February 9-10, 2008	Cactus Thaw Invitational	Western New Mexico University	Silver City, NM
February 16-17, 2008	TSU CocaCola Classic	Tarleton State University	Granbury, TX
February 25-27, 2008	Lady Moc Classic	Florida Southern College	Lakeland, FL
March 3-4, 2008	St. Edward's Spring Invitational	St. Edward's University	Austin, TX
March 11-13, 2008	Bobcat Desert Classic	Montana State University-Bozeman	Phoenix, AZ
March 25-26, 2008	Grand Canyon Spring Invitational	Grand Canyon University	Phoenix, AZ
March 31-April 1, 2008	WTANU Buffalo Classic	West Texas A&M University	Amarillo, TX
April 19-20, 2008	RMAC Championship	Western New Mexico University	Silver City, NM
April 30-May 2, 2008	NCAA West Regional	TBA	TBA
May 14-17, 2008	NCAA Championship Festival	Rice University	Houston, TX

2006-2007 women's golf schedule, results, and statistics

Tournament	Rounds		Eagles	Birds	Subpar Holes	Avg. Pars	H&E	Avg. Bogeys	Double Bogeys	Avg. Others	Hit	FW#
	Played	Scores										
Rocky Mountain Shootout	10.0	797 +77	0	14	.078	8.60	8/2	7.00	.90	.10	.671	9.4
La Quinta Mountain Shootout	10.0	832 +102	1	9	.056	8.50	8/2	6.60	1.50	.40	.607	8.5
Eagle Invitational	10.0	808 +88	0	7	.039	9.40	7/3	6.80	.70	.40	.714	10.0
CSU-Pueblo RMAC #2	10.0	786 +76	0	10	.056	9.70	8/3	6.20	.90	.20	.636	8.9
WNMU Cactus Thaw	10.0	802 +82	0	16	.089	8.10	6/3	6.90	1.30	.10	.700	9.8
Lady Rattler Roundup	10.0	824 +104	0	10	.056	8.20	7/3	6.70	1.70	.40	.579	8.1
Bobcat Desert Classic	15.0	1248 +168	0	10	.037	8.40	5/4	6.33	2.27	.33	.633	8.9
Grand Canyon Invitational	10.0	794 +74	0	16	.089	9.10	8/3	6.00	1.10	.20	.629	8.8
WTAMU/Subway Invitational	10.0	816 +96	0	10	.056	8.60	7/3	6.60	1.40	.40	.629	8.8
RMAC Tournament #3	10.0	833 +113	0	9	.050	7.50	6/2	7.50	1.60	.50	.657	9.2
RMAC Championships	10.0	803 +83	0	11	.061	9.50	9/1	5.80	1.40	.20	.586	8.2
NCAA DII West Regional	15.0	1209 +129	0	14	.052	9.33	8/2	6.33	1.07	.33	.643	9.0
TOURNAMENT TOTALS	130.0	81.17	1	136	.059	8.75	7/3	6.55	1.35	.30	.640	9.0
Average vs. Par		9.17										

Tournament	Avg. Puts	3 Putts	Putting Putts		Birdie Conv.	Greens		FW-GR	Par 3	Saves Poss.	Par Saves	Pct.
			Par	GIR		In Reg.	GIR#					
Rocky Mountain Shootout	34.60	2.80	7.00	2.094	.146	.533	9.6	72/28	.500	78	24	.308
La Quinta Mountain Shootout	34.90	2.40	7.70	2.109	.098	.511	9.2	73/27	.425	66	18	.273
Eagle Invitational	32.40	1.40	6.60	2.051	.090	.433	7.8	88/12	.525	86	34	.395
CSU-Pueblo RMAC #2	33.90	2.80	6.20	2.134	.103	.539	9.7	68/32	.625	71	32	.451
WNMU Cactus Thaw	32.90	2.60	6.50	2.083	.190	.467	8.4	77/23	.350	79	33	.418
Lady Rattler Roundup	34.10	2.60	8.00	2.123	.123	.450	8.1	71/29	.550	78	27	.346
Bobcat Desert Classic	32.47	1.93	8.00	2.113	.103	.359	6.5	70/30	.333	132	56	.424
Grand Canyon Invitational	33.10	1.70	6.10	1.967	.178	.500	9.0	59/41	.425	78	27	.346
WTAMU/Subway Invitational	34.40	2.60	8.00	2.155	.119	.467	8.4	75/25	.375	78	30	.385
RMAC Tournament #3	37.60	4.50	10.10	2.274	.095	.528	9.5	72/28	.475	71	21	.296
RMAC Championships	33.90	1.30	5.70	2.020	.108	.567	10.2	65/35	.600	55	13	.236
NCAA D2 West Regional	33.07	1.00	6.40	1.985	.108	.481	8.7	76/24	.567	114	35	.307
TOURNAMENT TOTALS	33.85	2.24	7.19	2.089	.121	.481	8.7	72/28	.477	986	350	.355
Tournament Totals	Holes	Avg. Score	Eagles	Birds	Pars	Bogeys	Others	Fairways	Greens			
Par 3 Holes	520	3.50	0	25	254	208	33	.477				
Par 4 Holes	1300	4.55	0	62	613	496	129	.629	.439			
Par 5 Holes	520	5.41	1	49	271	147	52	.667	.590			

2006-2007 statistics

heather dorris

	Rounds Played	Scores	Eagles	Birds	Subpar Holes	Avg. Pars	H&E	Avg. Bogeys	Double Bogeys	Avg. Others	Hit	FW#
TOURNAMENT TOTALS	26.0	78.31	1	41	.090	9.96	9/3	5.15	1.08	.19	.577	8.1
Average vs. Par	6.31											

	Avg. Puts	3 Putts	Putting Par	Putts GIR	Birdie Conv.	Greens In Reg.	GIR#	FW-GR	Par 3	Saves Poss.	Par Saves	Pct.
TOURNAMENT TOTALS	32.88	2.04	4.62	2.019	.154	.571	10.3	62/38	.538	157	70	.446

Tournament Totals	Holes	Avg. Score	Eagles	Birds	Pars	Bogeys	Others	Fairways	Greens
Par 3 Holes	104	3.39	0	9	48	44	3		.538
Par 4 Holes	260	4.41	0	16	152	68	24	.573	.527
Par 5 Holes	104	5.15	1	16	59	22	6	.587	.712

Avg. Score vs. Par for 3-Hole groups from where round started: 1.27 1.08 .88 1.00 .54 1.54

First Round Scoring: 78.83 Last Round Scoring: 77.75 Rock & Roll: 0.36/ 0.41

Lowest Round	Best Fairway Pct.	Most Greens in Regulation	Fewest Putts	Most Subpar Holes
72	.786	16	26	5
RM Shootout	Eagle Invitational	La Quinta Mountain	Bobcat Desert Classic	RM Shootout

Season	No. Tour.	No. Rounds	Avg. Score	Vs. Par	National Rating	Low Round	Rounds in 60s	Par or Better	Finish Pct.	Wins	Best Finish
2003-04	10	25.0	81.52	9.36	55	75	0	0	52.8%	0	T 9
2004-05	10	22.0	82.23	10.18	92	75	0	0	55.2%	0	T 6
2005-06	12	29.0	79.72	7.66	56	74	0	0	71.5%	0	T 3
2006-07	12	26.0	78.31	6.31	36	72	0	1	84.2%	3	1
Career	44	102.0	80.34	8.27		72	0	1	66.0%	3	1

rebekah berve

	Rounds Played	Scores	Eagles	Birds	Subpar Holes	Avg. Pars	H&E	Avg. Bogeys	Double Bogeys	Avg. Others	Hit	FW#
TOURNAMENT TOTALS	26.0	84.00	0	11	.024	7.88	5/4	7.62	1.58	.50	.816	11.4
Average vs. Par	12.00											

	Avg. Puts	3 Putts	Putting Par	Putts GIR	Birdie Conv.	Greens In Reg.	GIR#	FW-GR	Par 3	Saves Poss.	Par Saves	Pct.
TOURNAMENT TOTALS	33.38	2.38	9.23	2.194	.069	.342	6.2	90/10	.471	245	93	.380

Tournament Totals	Holes	Avg. Score	Eagles	Birds	Pars	Bogeys	Others	Fairways	Greens
Par 3 Holes	104	3.58	0	1	54	42	7		.471
Par 4 Holes	260	4.73	0	6	99	121	34	.812	.250
Par 5 Holes	104	5.60	0	4	52	35	13	.827	.442

Avg. Score vs. Par for 3-Hole groups from where round started: 1.96 1.73 2.04 1.96 1.73 2.58

First Round Scoring: 83.42 Last Round Scoring: 84.33 Rock & Roll: 0.69/ 0.91

Lowest Round	Best Fairway Pct.	Most Greens in Regulation	Fewest Putts	Most Subpar Holes
79	.929	13	29	2
RMAC Champ.	CSU-Pueblo RMAC #2	RMAC Champ.	Eagle Invitational	La Quinta Mountain

Season	No. Tour.	No. Rounds	Avg. Score	Vs. Par	National Rating	Low Round	Rounds in 60s	Par or Better	Finish Pct.	Wins	Best Finish
2004-05	11	26.0	84.31	12.31	136	77	0	0	43.7%	0	7
2005-06	8	18.0	84.39	12.00	161	78	0	0	41.3%	0	5
2006-07	12	26.0	84.00	12.00	189	79	0	0	52.3%	0	T 7
Career	31	70.0	84.21	12.11		77	0	0	46.1%	0	5

2006-2007 statistics

tina bickford

	Rounds Played	Scores	Eagles	Birds	Subpar Holes	Avg. Pars	H&E	Avg. Bogeys	Double Bogeys	Avg. Others	Hit	FW#
TOURNAMENT TOTALS	26.0	79.31	0	23	.049	10.04	9/2	6.12	.85	.12	.673	9.4
Average vs. Par	7.31											

	Avg. Puts	3 Putts	Putting Par	Putts GIR	Birdie Conv.	Greens In Reg.	GIR#	FW-GR	Par 3	Saves Poss.	Par Saves	Pct.
TOURNAMENT TOTALS	34.73	1.96	6.38	2.082	.086	.575	10.3	78/22	.577	179	56	.313

Tournament Totals	Holes	Avg. Score	Eagles	Birds	Pars	Bogeys	Others	Fairways	Greens
Par 3 Holes	104	3.38	0	5	57	39	3		.577
Par 4 Holes	260	4.45	0	11	140	93	16	.654	.538
Par 5 Holes	104	5.32	0	7	64	27	6	.721	.663

Avg. Score vs. Par for 3-Hole groups from where round started: 1.23 1.27 1.19 1.42 1.04 1.15

First Round Scoring: 79.25 Last Round Scoring: 78.58 Rock & Roll: 0.45/ 0.27

Lowest Round	Best Fairway Pct.	Most Greens in Regulation	Fewest Putts	Most Subpar Holes
74	.929	15	31	3
RMAC Champ.	Eagle Invitational	NCAA D2 West Regional	RM Shootout	Bobcat Desert Classic

Season	No. Tour.	No. Rounds	Avg. Score	Vs. Par	National Rating	Low Round	Rounds in 60s	Par or Better	Finish Pct.	Wins	Best Finish
2005-06	8	19.0	81.95	10.32	114	75	0	0	56.1%	0	T 4
2006-07	12	26.0	79.31	7.31	56	74	0	0	72.2%	1	1
Career	20	45.0	80.42	8.58		74	0	0	66.1%	1	1

nicole cordero

	Rounds Played	Scores	Eagles	Birds	Subpar Holes	Avg. Pars	H&E	Avg. Bogeys	Double Bogeys	Avg. Others	Hit	FW#
TOURNAMENT TOTALS	4.0	91.50	0	1	.014	5.50	4/2	7.75	2.75	1.75	.839	11.8
Average vs. Par	19.00											

	Avg. Puts	3 Putts	Putting Par	Putts GIR	Birdie Conv.	Greens In Reg.	GIR#	FW-GR	Par 3	Saves Poss.	Par Saves	Pct.
TOURNAMENT TOTALS	36.00	2.25	12.75	2.190	.048	.292	5.3	87/13	.375	34	6	.176

Tournament Totals	Holes	Avg. Score	Eagles	Birds	Pars	Bogeys	Others	Fairways	Greens
Par 3 Holes	16	3.63	0	0	6	10	0		.375
Par 4 Holes	38	5.29	0	1	9	15	13	.842	.184
Par 5 Holes	18	5.94	0	0	7	6	5	.833	.444

Avg. Score vs. Par for 3-Hole groups from where round started: 1.23 1.27 1.19 1.42 1.04 1.15

First Round Scoring: 92.00 Last Round Scoring: 91.00 Rock & Roll: 0.93/ 1.00

Lowest Round	Best Fairway Pct.	Most Greens in Regulation	Fewest Putts	Most Subpar Holes
86	.929	7	34	1
RM Shootout	La Quinta Mountain	La Quinta Mountain	RM Shootout	RM Shootout

Season	No. Tour.	No. Rounds	Avg. Score	Vs. Par	National Rating	Low Round	Rounds in 60s	Par or Better	Finish Pct.	Wins	Best Finish
2005-06	5	10.0	95.50	23.30	None	86	0	0	14.1%	0	9
2006-07	3	5.0	91.20	19.00	None	86	0	0	22.1%	0	T 16
Career	8	15.0	94.07	21.87		86	0	0	16.2%	0	9

2006-2007 statistics

tiffnee wiens

	Rounds Played	Scores	Eagles	Birds	Subpar Holes	Avg. Pars	H&E	Avg. Bogeys	Double Bogeys	Avg. Others	Hit	FW#
TOURNAMENT TOTALS	26.0	82.38	0	30	.064	7.65	6/3	7.19	1.69	.31	.602	8.4
Average vs. Par	10.38											

	Avg. Puts	3 Putts	Putting Par	Putts GIR	Birdie Conv.	Greens In Reg.	GIR#	FW-GR	Par 3	Saves Poss.	Par Saves	Pct.
TOURNAMENT TOTALS	34.31	2.65	8.15	2.118	.142	.453	8.2	75/25	.442	205	66	.322

Tournament Totals	Holes	Avg. Score	Eagles	Birds	Pars	Bogeys	Others	Fairways	Greens
Par 3 Holes	104	3.53	0	6	46	44	8		.442
Par 4 Holes	260	4.60	0	12	113	108	27	.577	.435
Par 5 Holes	104	5.57	0	12	40	35	17	.663	.510

Avg. Score vs. Par for 3-Hole groups from where round started: 1.38 1.50 1.46 1.81 1.69 2.54

First Round Scoring: 82.25 Last Round Scoring: 82.75 Rock & Roll: 0.60/ 0.17

Lowest Round	Best Fairway Pct.	Most Greens in Regulation	Fewest Putts	Most Subpar Holes
77	.857	12	30	3
Grand Canyon Inv.	CSU-Pueblo RMAC #2	CSU-Pueblo RMAC #2	CSU-Pueblo RMAC #2	CSU-Pueblo RMAC #2

Season	No. Tour.	No. Rounds	Avg. Score	Vs. Par	National Rating	Low Round	Rounds in 60s	Par or Better	Finish Pct.	Wins	Best Finish
2006-07	12	26.0	82.38	10.38	147	77	0	0	62.2%	0	T 5
Career	12	26.0	82.38	10.38		77	0	0	62.2%	0	T 5

erika willis

	Rounds Played	Scores	Eagles	Birds	Subpar Holes	Avg. Pars	H&E	Avg. Bogeys	Double Bogeys	Avg. Others	Hit	FW#
TOURNAMENT TOTALS	26.0	81.85	0	31	.066	8.23	7/3	6.65	1.54	.38	.533	7.5
Average vs. Par	9.85											

	Avg. Puts	3 Putts	Putting Par	Putts GIR	Birdie Conv.	Greens In Reg.	GIR#	FW-GR	Par 3	Saves Poss.	Par Saves	Pct.
TOURNAMENT TOTALS	33.96	2.15	7.58	2.078	.142	.466	8.4	65/35	.356	200	65	.325

Tournament Totals	Holes	Avg. Score	Eagles	Birds	Pars	Bogeys	Others	Fairways	Greens
Par 3 Holes	104	3.60	0	4	49	39	12		.356
Par 4 Holes	260	4.58	0	17	109	106	28	.531	.446
Par 5 Holes	104	5.41	0	10	56	28	10	.538	.625

Avg. Score vs. Par for 3-Hole groups from where round started: 1.85 1.73 1.15 1.69 1.77 1.65

First Round Scoring: 82.75 Last Round Scoring: 81.17 Rock & Roll: 0.49/ 0.26

Lowest Round	Best Fairway Pct.	Most Greens in Regulation	Fewest Putts	Most Subpar Holes
76	.714	12	30	4
RM Shootout	RM Shootout	RM Shootout	Grand Canyon Inv.	RMAC Tournament #3

Season	No. Tour.	No. Rounds	Avg. Score	Vs. Par	National Rating	Low Round	Rounds in 60s	Par or Better	Finish Pct.	Wins	Best Finish
2006-07	12	26.0	81.85	9.85	127	76	0	0	65.8%	0	3
Career	12	26.0	81.85	9.85		76	0	0	65.8%	0	3

2006-2007 statistics

kayla gonzales

	Rounds Played	Scores	Eagles	Birds	Subpar Holes	Avg. Pars	H&E	Avg. Bogeys	Double Bogeys	Avg. Others	Hit	FW#
TOURNAMENT TOTALS	13.0	88.54	1	8	.038	6.38	4/3	6.38	2.77	1.77	.467	6.5
Average vs. Par	16.54											

	Avg. Puts	3 Putts	Putting Par	Putts GIR	Birdie Conv.	Greens In Reg.	GIR#	FW-GR	Par 3	Saves Poss.	Par Saves	Pct.
TOURNAMENT TOTALS	34.69	3.08	11.00	2.122	.108	.316	5.7	64/36	.288	109	36	.330

Tournament Totals	Holes	Avg. Score	Eagles	Birds	Pars	Bogeys	Others	Fairways	Greens
Par 3 Holes	52	3.96	0	0	20	19	13		.288
Par 4 Holes	130	4.98	0	4	44	49	33	.462	.285
Par 5 Holes	52	5.73	1	4	19	15	13	.481	.423

Avg. Score vs. Par for 3-Hole groups from where round started: 3.54 2.15 2.92 2.54 2.92 2.46

First Round Scoring: 88.50 Last Round Scoring: 89.17 Rock & Roll: 0.87/ 1.25

Lowest Round	Best Fairway Pct.	Most Greens in Regulation	Fewest Putts	Most Subpar Holes
81	.786	8	30	3
RM Shootout	RM Shootout	WNMU Cactus Thaw	CSU-Pueblo RMAC #2	RM Shootout

Season	No. Tour.	No. Rounds	Avg. Score	Vs. Par	National Rating	Low Round	Rounds in 60s	Par or Better	Finish Pct.	Wins	Best Finish
2006-07	6	13.0	88.54	16.54	None	81	0	0	27.9%	0	T 13
Career	6	13.0	88.54	16.54		81	0	0	27.9%	0	T 13



individual snapshots

Rebekah Berve



Height: 5-2
Year: Senior
Hometown: Farmington, NM
Previous School:
Piedra Vista High School
Major: Biology

High School: 2004 State High School Runner-up (Team Champions); All-District 2003, 2004; All-State 2004.

Kayla Gonzales



Height: 5-6
Year: Sophomore
Hometown: Roswell, NM
Previous School:
Goddard High School
Major: Undecided

High School: Played on State Championship team in 2005 and 2006.

Tiffnee Wiens



Height: 5-6
Year: Senior
Hometown: Prince Rupert, BC
Previous School:
Prince Rupert Secondary
Sam Houston State University
Major: Business Administration

"Tiffnee has a solid work ethic and should prosper her at WNMU where she can get some individual attention. She is long and her scores will help us as her short game improves," says Coach Beatty.

Tina Bickford



Height: 5-2
Year: Senior
Hometown: Tucson, AZ
Previous School:
Great Falls High School
University of Northern Colorado
Major: Accounting

WNMU: 2006 Montana State Amateur Champion; 2006 All-Heartland Conference. UNC: Division I All-Independent Team. High School: 2002 Montana State HS Champion; Three-time Junior America's Cup Team Member.

Carissa Schwalm



Height: 5-6
Year: Freshman
Hometown: Las Cruces, NM
Previous School:
Mayfield High School
Major: Undecided

Erika Willis



Height: 5-8
Year: Sophomore
Hometown: Roswell, NM
Previous School:
Goddard High School
Major: Undecided

High School: 2006 NM AAAA State High School Champion; Team Champions in 2006; All-District 2004, 2005, 2006; District Champion 2006; All-State 2006; GHS Nancy Lopez Outstanding Golfer Award.

individual snapshots

Brittany DeMent



Height: 5-6

Year: Junior

Hometown: Silver City, NM

Previous School:
Silver High School

Major: Business Administration



High School: 2004 State High School Runner-up (Team Champions); All-District 2003, 2004; All-State 2004.

2007-2008 men's golf team picture



Front Row (Left to Right):
Steven Maxwell, Scott Crichton, Tyson
Bickford, Chris Schofield.

Back Row (Left to Right):
Marcus Molina, Greg Pool,
Zach Blair, Dongkyu Kim

2007-2008 men's golf roster

Name	Yr.	Ht.	Hometown	Previous School	Major
Tyson Bickford	FR	5-9	Tucson, AZ	Billings West High School	Undecided
Zach Blair	FR	6-0	Roswell, NM	Roswell High School	Undecided
Scott Crichton	SO	5-10	Dalgety Bay, Scotland	Inverkeithing High School	Biology
Dongkyu Kim	SO	6-1	Seoul, South Korea	RE Mountain Secondary	Undecided
Steven Maxwell	FR	6-0	Aberdeen, Scotland	Bersden Academy	Undecided
Marcus Molina	SR	6-1	Albuquerque, NM	St. Pius X High School	Operations Management
Greg Pool	SR	6-2	Surrey, BC	Walnut Grove High School	Accounting
Chris Schofield	SR	6-0	Parkville, BC	Ballenas Secondary	Operations Management

2007-2008 men's golf schedule

Date	Tournament	Host	Location
September 17-18, 2007	RMAC #1	Colorado State University-Pueblo	Pueblo, CO
September 24-25, 2007	Northwest Region #1	Minnesota State University-Mankato	Minneapolis, MN
October 1-2, 2007	Grand Canyon Fall Invitational	Grand Canyon University	Phoenix, AZ
October 29-31, 2007	Mauna Lani Classic	University of Hawaii-Hilo	Kona, HI
February 9-10, 2008	Cactus Thaw Invitational	Western New Mexico University	Silver City, NM
February 18, 2008	St. Edward's Spring Invitational	St. Edward's University	Austin, TX
March 10-11, 2008	58th So. California Invitational	University of California-San Diego	San Juan Capistrano, CA
March 17-18, 2008	Mustang Intercollegiate	Western New Mexico University	Albuquerque, NM
March 31-April 1, 2008	WTAMU Buffalo Classic	West Texas A&M University	Amarillo, TX
April 14-15, 2008	RMAC Championship	Fort Lewis College	Farmington, NM
April 21-22, 2008	Northwest Region #2	Regis University	Denver, CO
May 5-7, 2008	NCAA Northwest Regional	TBA	TBA
May 14-17, 2008	NCAA Championship Festival	Rice University	Houston, TX

2006-2007 men's golf schedule

Tournament	Rounds Played	SCORING							FAIRWAYS				PUTTING					
		Avg. Scores	Subpar	Avg. Avg.	Avg. Avg.	Double	Avg.	Miss	Miss	Avg.	Putting	Putts	Putts	GIR				
			Fagles	Birds	Holes	Pars	Bogeys	Bogeys	Others	Hit	FW#	Hits	Left	Right	Put	Par	GIR	
NW Regional	14.0	1110	+102	2	23	.099	8.43	6.50	1.14	.14	.684	9.6	.102	.214	32.29	2.21	5.36	1.992
RMAC Championship	15.0	1103	+23	3	47	.185	10.27	3.87	.40	.13	.710	9.9	.133	.157	30.40	1.53	.53	1.871
Grand Canyon Fall Invite	15.0	1130	+50	0	33	.122	11.20	3.87	.53	.20	.810	11.3	.057	.133	31.60	.80	2.33	1.864
Bruce Williams Memorial	15.0	1168	+103	0	22	.081	9.80	5.40	1.07	.27	.552	7.7	.238	.210	33.13	1.73	5.20	1.980
Herb Wimberly Intercoll.	15.0	1152	+72	3	38	.152	9.07	4.93	1.07	.20	.457	6.4	.243	.300	31.73	1.40	3.93	1.905
WNMU Cactus Thaw	10.0	714	+4	1	38	.217	10.20	3.40	.50	.00	.614	8.6	.207	.179	29.40	.40	-.30	1.752
St. Edward's Spring Invite	15.0	1194	+114	1	32	.122	8.80	4.93	1.47	.60	.643	9.0	.181	.176	31.40	1.27	4.60	1.917
57th SoCal Inter. Champ. D2	15.0	1139	+89	1	38	.144	9.00	5.00	.87	.53	.567	7.9	.195	.238	30.33	1.00	2.60	1.842
Mustang Intercollegiate	15.0	1141	+61	3	29	.119	10.33	4.67	.87	.00	.562	7.9	.181	.257	30.73	1.27	3.20	1.909
WTAMU/Subway Invite	15.0	1125	+60	2	47	.181	9.13	4.27	1.07	.27	.581	8.1	.157	.262	31.87	1.60	2.47	1.912
RMAC Spring Champ.	15.0	1124	+44	2	43	.167	10.33	3.60	.80	.27	.626	8.8	.149	.226	30.00	.47	1.20	1.765
NW Region Spring	15.0	1147	+67	0	29	.107	10.93	4.27	.60	.27	.514	7.2	.271	.214	31.27	1.53	3.20	1.960
NCAA D2 NorWest Regional	15.0	1087	+22	2	45	.174	10.87	3.40	.47	.13	.705	9.9	.143	.152	31.73	1.13	1.27	1.877
NCAA Division II Champ.	20.0	1602	+182	1	30	.086	8.60	5.65	1.75	.45	.482	6.8	.254	.264	31.35	1.35	5.80	1.980
TOURNAMENT TOTALS	209.0	76.25	21	494	.137	9.75	4.60	.93	.26	.604	8.5	.181	.215	31.27	1.28	3.09	1.894	
Average vs. Par		4.75																

Tournament	Birdie Conv.	Greens In Reg.	GIR#	Par <=15	Missed Left	Missed Right	Missed Short	Missed Long	No Chance	Up+Down Possible	Up+Downs	Saves Pct.	Sand Possible	Saves Pct.
NW Regional	.184	.496	8.9	.194	.393	.107	.194	.056	.040	124	64	.516	21	3
RMAC Championship	.264	.659	11.9	.307	.500	.070	.122	.074	.030	103	66	.641	12	6
Grand Canyon Fall Invite	.195	.626	11.3	.263	.400	.074	.133	.048	.033	79	38	.481	19	7
Bruce Williams Memorial	.148	.552	9.9	.193	.500	.104	.181	.037	.037	99	41	.414	17	8
Herb Wimberly Intercoll.	.259	.544	9.8	.237	.433	.096	.170	.056	.074	104	51	.490	19	7
WNMU Cactus Thaw	.325	.650	11.7	.261	.525	.106	.072	.083	.000	64	37	.578	0	0
St. Edward's Spring Invite	.242	.489	8.8	.193	.350	.167	.148	.070	.022	111	53	.477	22	8
57th SoCal Inter. Champ. D2	.260	.541	9.7	.196	.400	.119	.148	.059	.037	125	61	.488	19	6
Mustang Intercollegiate	.203	.530	9.5	.219	.383	.100	.185	.100	.007	127	74	.583	24	6
WTAMU/Subway Invite	.275	.633	11.4	.270	.617	.063	.137	.063	.041	86	40	.465	26	10
RMAC Spring Champ.	.265	.600	10.8	.259	.560	.048	.137	.111	.026	99	54	.545	35	12
NW Region Spring	.192	.559	10.1	.204	.433	.063	.193	.074	.030	119	69	.580	18	6
NCAA D2 NorWest Regional	.241	.693	12.5	.259	.583	.048	.074	.089	.007	93	46	.495	2	1
NCAA Division II Championship	.199	.419	7.6	.131	.363	.122	.128	.186	.067	.078	175	92	.526	15
TOURNAMENT TOTALS	.232	.566	10.2	.225	.458	.092	.151	.070	.035	1508	786	.521	249	87

First Round Scoring: 75.59 Last Round Scoring: 76.29

2006-2007 statistics

chris schofield

	SCORING											FAIRWAYS		PUTTING			
	Rounds Played	Scores	Eagles	Birds	Holes	Subpar	Avg. Avg.	Avg. Bogeys	Double Bogeys	Avg. Others	Hit	FW#	Miss Left	Miss Right	Avg. Putt	3 Putts	Putting Par
TOURNAMENT TOTALS	10.0	82.70	0	15	.083	8.10	5.10	2.30	1.00	.421	5.9	.329	.250	30.20	1.10	5.20	1.871
Average vs. Par		11.50															
	Birdie Conv.	Greens In Reg.	GIR#	Par <=15	Missed Left	Missed Right	Missed Short	Missed Long	No Chance	Up+Down Possible	Up+Downs	Saves Possible	Sand Saves	Pct.	Pct.	Pct.	Pct.
TOURNAMENT TOTALS	.214	389	7.0	.139	.325	.167	.133	.094	.083	108	59	.546	10	8	.800		

First Round Scoring: 84.50

Last Round Scoring: 82.67

Lowest Round	Best Fairway Pct.	Most Greens in Regulation	Fewest Putts	Most Subpar Holes
74	.571	11	26	3
WNMU Cactus Thaw	WNMU Cactus Thaw	WNMU Cactus Thaw	WNMU Cactus Thaw	WNMU Cactus Thaw

Season	No. Tour.	No. Rounds	Avg. Score	Vs. Par	National Rating	Low Round	Rounds in 60s	Par or Better	Finish Pct.	Wins	Best Finish
2004-05	6	15.0	77.80	6.07	487	71	0	1	29.7%	0	T 3
2005-06	12	31.0	75.06	3.55	165	64	1	8	68.2%	0	2
2006-07	4	10.0	82.70	11.50	None	74	0	0	14.2%	0	31
Career	22	56.0	77.16	5.64		64	1	9	49.6%	0	2

greg pool

Tournament	SCORING											FAIRWAYS		PUTTING			
	Rounds Played	Scores	Eagles	Birds	Holes	Subpar	Avg. Avg.	Avg. Bogeys	Double Bogeys	Avg. Others	Hit	FW#	Miss Left	Miss Right	Avg. Putt	3 Putts	Putting Par
TOURNAMENT TOTALS	42.0	75.40	7	103	.146	9.88	4.55	.81	.14	.573	8.0	.203	.224	30.98	1.19	2.50	1.884
Average vs. Par		3.90															
	Birdie Conv.	Greens In Reg.	GIR#	Par <=15	Missed Left	Missed Right	Missed Short	Missed Long	No Chance	Up+Down Possible	Up+Downs	Saves Possible	Sand Saves	Pct.	Pct.	Pct.	Pct.
TOURNAMENT TOTALS	.234	.582	10.5	.263	.468	.073	.081	.157	.091	.016	329	176	.535	64	17	.266	

First Round Scoring: 73.86

Last Round Scoring: 75.86

Lowest Round	Best Fairway Pct.	Most Greens in Regulation	Fewest Putts	Most Subpar Holes
64	.857	16	26	8
WNMU Cactus Thaw	Grand Canyon Fall Invite	WNMU Cactus Thaw	NW Region Spring	WNMU Cactus Thaw

Season	No. Tour.	No. Rounds	Avg. Score	Vs. Par	National Rating	Low Round	Rounds in 60s	Par or Better	Finish Pct.	Wins	Best Finish
2004-05	10	26.0	75.73	3.96	213	70	0	7	56.5%	0	2
2005-06	13	34.0	75.24	3.76	201	69	2	7	65.9%	0	6
2006-07	14	42.0	75.40	3.90	216	64	4	8	62.7%	1	1
Career	37	102.0	75.43	3.87		64	6	22	62.1%	1	1

2006-2007 statistics

david mcglone

	SCORING											FAIRWAYS			PUTTING		
	Rounds Played	Scores	Eagles	Birds	Holes	Subpar Pars	Avg. Bogeys	Avg. Bogeys	Double Bogeys	Avg. Others	Hit	FW#	Miss Left	Miss Right	Avg. Putt	3 Putts	Putting Par
TOURNAMENT TOTALS	15.0	80.80	1	27	.104	7.80	6.20	1.47	.67	.510	7.1	.190	.300	33.27	1.60	6.33	1.993
Average vs. Par		9.40															
	Birdie Conv.	Greens In Reg.	GIR#	Par <=15	Missed 3	Missed Left	Missed Right	Missed Short	Missed Long	No Chance	Up+Down Possible	Up+Downs	Pct.	Saves Possible	Sand Saves	Pct.	
TOURNAMENT TOTALS	.201	.496	8.9	.222	.350	.067	.048	.196	.059	.133	90	37	.411	20	7	.350	

First Round Scoring: 81.00

Last Round Scoring: 78.40

Lowest Round	Best Fairway Pct.	Most Greens in Regulation	Fewest Putts	Most Subpar Holes
70	.786	13	29	5
WNMU Cactus Thaw	NCAA Division II Champ.	WNMU Cactus Thaw	NCAA Division II Champ.	WNMU Cactus Thaw

Season	No. Tour.	No. Rounds	Avg. Score	Vs. Par	National Rating	Low Round	Rounds in 60s	Par or Better	Finish Pct.	Wins	Best Finish
2005-06	7	17.0	77.94	6.47	622	73	0	0	37.8%	0	T 6
2006-07	5	15.0	80.80	9.40	843	70	0	1	24.1%	0	T 19
Career	12	32.0	79.28	7.84		70	0	1	31.4%	0	T 6

dongkyu kim

	SCORING											FAIRWAYS			PUTTING		
	Rounds Played	Scores	Eagles	Birds	Holes	Subpar Pars	Avg. Bogeys	Avg. Bogeys	Double Bogeys	Avg. Others	Hit	FW#	Miss Left	Miss Right	Avg. Putt	3 Putts	Putting Par
TOURNAMENT TOTALS	14.0	76.64	2	27	.115	9.71	4.86	1.14	.21	.730	10.2	.117	.153	32.57	1.14	3.57	1.968
Average vs. Par		5.64															
	Birdie Conv.	Greens In Reg.	GIR#	Par <=15	Missed 3	Missed Left	Missed Right	Missed Short	Missed Long	No Chance	Up+Down Possible	Up+Downs	Pct.	Saves Possible	Sand Saves	Pct.	
TOURNAMENT TOTALS	.175	.611	11.0	.139	.518	.111	.095	.095	.044	.044	56	28	.500	7	3	.429	

First Round Scoring: 79.20

Last Round Scoring: 75.20

Lowest Round	Best Fairway Pct.	Most Greens in Regulation	Fewest Putts	Most Subpar Holes
70	.929	13	30	5
NCAA NorWest Regional	St. Edward's Spring Invite	St. Edward's Spring Invite	St. Edward's Spring Invite	St. Edward's Spring Invite

Season	No. Tour.	No. Rounds	Avg. Score	Vs. Par	National Rating	Low Round	Rounds in 60s	Par or Better	Finish Pct.	Wins	Best Finish
2006-07	5	14.0	76.64	5.64	475	70	0	2	54.7%	0	T 7
Career	5	14.0	76.64	5.64		70	0	2	54.7%	0	T 7

2006-2007 statistics

trevor keeney

	SCORING											FAIRWAYS			PUTTING		
	Rounds Played	Scores	Eagles	Birds	Holes	Subpar Pars	Avg. Bogeys	Avg. Bogeys	Double Bogeys	Avg. Others	Hit	FW#	Miss Left	Miss Right	Avg. Putt	3 Putts	Putting Par
TOURNAMENT TOTALS	36.0	77.11	1	87	.136	9.22	5.03	.92	.39	.537	7.5	.226	.238	30.36	1.22	3.44	1.866
Average vs. Par		5.69															

	Birdie Conv.	Greens In Reg.	GIR#	GIR <=15	Par 3	Missed Left	Missed Right	Missed Short	Missed Long	No Chance	Up+Down Possible	Up+Downs	Pct.	Saves Possible	Sand Saves	Pct.
	TOURNAMENT TOTALS	.271	.495	8.9	.144	.388	.119	.099	.193	.057	.037	350	181	.517	48	22

First Round Scoring: 74.08

Last Round Scoring: 78.75

Lowest Round	Best Fairway Pct.	Most Greens in Regulation	Fewest Putts	Most Subpar Holes
67	.923	16	24	9
RMAC Men's Spring Champ.	RMAC Men's Spring Champ.	RMAC Men's Spring Champ.	57th SoCal Inter. Champ. D2	RMAC Men's Spring Champ.

Season	No. Tour.	No. Rounds	Avg. Score	Vs. Par	National Rating	Low Round	Rounds in 60s	Par or Better	Finish Pct.	Wins	Best Finish
2005-06	4	9.0	80.33	8.67	910	71	0	1	43.1%	0	15
2006-07	12	36.0	77.11	5.69	479	67	1	4	45.0%	0	5
Career	16	45.0	77.76	6.29		67	1	5	44.7%	0	5

eric chavez

	SCORING											FAIRWAYS			PUTTING		
	Rounds Played	Scores	Eagles	Birds	Holes	Subpar Pars	Avg. Bogeys	Avg. Bogeys	Double Bogeys	Avg. Others	Hit	FW#	Miss Left	Miss Right	Avg. Putt	3 Putts	Putting Par
TOURNAMENT TOTALS	42.0	75.10	5	109	.151	10.07	4.24	.81	.17	.583	8.2	.183	.234	30.40	1.29	2.12	1.891
Average vs. Par		3.60															

	Birdie Conv.	Greens In Reg.	GIR#	GIR <=15	Par 3	Missed Left	Missed Right	Missed Short	Missed Long	No Chance	Up+Down Possible	Up+Downs	Pct.	Saves Possible	Sand Saves	Pct.
	TOURNAMENT TOTALS	.252	.571	10.3	.216	.439	.085	.082	.147	.081	.034	312	190	.609	48	14

First Round Scoring: 75.29

Last Round Scoring: 74.14

Lowest Round	Best Fairway Pct.	Most Greens in Regulation	Fewest Putts	Most Subpar Holes
67	1.000	15	25	6
WNMU Cactus Thaw	RMAC Championship	RMAC Championship	WNMU Cactus Thaw	RMAC Championship

Season	No. Tour.	No. Rounds	Avg. Score	Vs. Par	National Rating	Low Round	Rounds in 60s	Par or Better	Finish Pct.	Wins	Best Finish
2006-07	14	42.0	75.10	3.60	179	67	4	10	60.7%	0	2
Career	14	42.0	75.10	3.60		67	4	10	60.7%	0	2

2006-2007 statistics

lance morrow

Tournament	SCORING											FAIRWAYS			PUTTING		
	Rounds Played	Scores	Eagles	Birds	Holes	Subpar Avg. Pars	Avg. Bogeys	Double Bogeys	Avg. Others	Hit	FW#	Miss Left	Miss Right	Avg. Putt	3 Putts	Putting Par	Putts GIR
TOURNAMENT TOTALS	9.0	75.33	1	25	.160	10.00	4.00	1.00	.11	.778	10.9	.087	.135	30.67	1.22	1.67	1.828
Average vs. Par		3.33															
	Birdie Conv.	Greens In Reg.	GIR#	GIR <=15	Par 3	Missed Left	Missed Right	Missed Short	Missed Long	No Chance	Up+Down Possible	Up+Downs	Pct.	Saves Possible	Sand Saves	Pct.	
TOURNAMENT TOTALS	.253	.611	11.0	.358	.444	.111	.080	.086	.049	.062	60	37	.617	14	6	.429	

First Round Scoring: 75.33

Last Round Scoring: 75.33

Lowest Round	Best Fairway Pct.	Most Greens in Regulation	Fewest Putts	Most Subpar Holes
70	.857	13	25	6
RMAC Championship	NW Regional Head-to-Head	NW Regional Head-to-Head	RMAC Championship	RMAC Championship

Season	No. Tour.	No. Rounds	Avg. Score	Vs. Par	National Rating	Low Round	Rounds in 60s	Par or Better	Finish Pct.	Wins	Best Finish
2006-07	3	9.0	75.33	3.33	None	70	0	2	56.5%	0	6
Career	3	9.0	75.33	3.33		70	0	2	56.5%	0	6

scott crichton

Tournament	SCORING											FAIRWAYS			PUTTING		
	Rounds Played	Scores	Eagles	Birds	Holes	Subpar Avg. Pars	Avg. Bogeys	Double Bogeys	Avg. Others	Hit	FW#	Miss Left	Miss Right	Avg. Putt	3 Putts	Putting Par	Putts GIR
TOURNAMENT TOTALS	20.0	76.40	0	39	.108	10.75	4.20	.80	.30	.686	9.6	.152	.162	32.75	1.30	3.80	1.922
Average vs. Par		4.80															
	Birdie Conv.	Greens In Reg.	GIR#	GIR <=15	Par 3	Missed Left	Missed Right	Missed Short	Missed Long	No Chance	Up+Down Possible	Up+Downs	Pct.	Saves Possible	Sand Saves	Pct.	
TOURNAMENT TOTALS	.178	.608	10.9	.317	.590	.058	.075	.167	.058	.033	110	49	.445	28	10	.357	

First Round Scoring: 75.29

Last Round Scoring: 77.43

Lowest Round	Best Fairway Pct.	Most Greens in Regulation	Fewest Putts	Most Subpar Holes
70	.929	14	29	5
Grand Canyon Fall Invite	Grand Canyon Fall Invite	Grand Canyon Fall Invite	Grand Canyon Fall Invite	Grand Canyon Fall Invite

Season	No. Tour.	No. Rounds	Avg. Score	Vs. Par	National Rating	Low Round	Rounds in 60s	Par or Better	Finish Pct.	Wins	Best Finish
2006-07	7	20.0	76.40	4.80	358	70	0	2	55.4%	0	T 6
Career	7	20.0	76.40	4.80		70	0	2	55.4%	0	T 6

2006-2007 statistics

marcus molina

	SCORING											FAIRWAYS			PUTTING		
	Rounds Played	Scores	Eagles	Birds	Holes	Pars	Avg. Bogeys	Avg. Bogeys	Double Bogeys	Avg. Others	Hit	FW#	Miss Left	Miss Right	Avg. Putt	3 Putts	Putting Par
TOURNAMENT TOTALS	41.0	75.46	5	102	.145	9.98	4.37	.83	.22	.646	9.0	.159	.194	32.51	1.59	3.37	1.904
Average vs. Par		3.98															
	Birdie Conv.	Greens In Reg.	GIR#	Par <=15	Missed Left	Missed Right	Missed Short	Missed Long	No Chance	Up+Down Possible	Up+Downs	Pct.	Saves Possible	Sand Saves	Pct.		
TOURNAMENT TOTALS	.223	.619	11.1	.238	.497	.091	.080	.127	.061	.022	238	103	.433	31	12	.387	

First Round Scoring: 75.36

Last Round Scoring: 75.14

Lowest Round	Best Fairway Pct.	Most Greens in Regulation	Fewest Putts	Most Subpar Holes
67	.929	18	26	5
NCAA D2 NorWest Regional	Grand Canyon Fall Invite	NCAA D2 NorWest Regional	RMAC Championship	RMAC Championship

Season	No. Tour.	No. Rounds	Avg. Score	Vs. Par	National Rating	Low Round	Rounds in 60s	Par or Better	Finish Pct.	Wins	Best Finish
2003-04	6	17.0	78.00	6.41	533	69	1	2	37.9%	0	T 10
2006-07	14	41.0	75.46	3.98	227	67	4	9	56.9%	1	1
Career	20	58.0	76.21	4.69		67	5	11	51.3%	1	1

jason wuerez

	SCORING											FAIRWAYS			PUTTING			
	Rounds Played	Scores	Eagles	Birds	Holes	Pars	Avg. Bogeys	Avg. Bogeys	Double Bogeys	Avg. Others	Hit	FW#	Miss Left	Miss Right	Avg. Putt	3 Putts	Putting Par	Putts GIR
TOURNAMENT TOTALS	8.0	82.38	0	11	.076	9.00	4.75	1.50	1.38	.500	7.0	.196	.304	35.	38	2.88	8.38	2.097
Average vs. Par		11.0																
	Birdie Conv.	Greens In Reg.	GIR#	Par <=15	Missed Left	Missed Right	Missed Short	Missed Long	No Chance	Up+Down Possible	Up+Downs	Pct.	Saves Possible	Sand Saves	Pct.			
TOURNAMENT TOTALS	.153	.500	9.0	.215	.531	.076	.132	.174	.042	.076	50	19	.380	9	3	.333		

First Round Scoring: 84.33

Last Round Scoring: 82.33

Lowest Round	Best Fairway Pct.	Most Greens in Regulation	Fewest Putts	Most Subpar Holes
74	.786	12	33	3
WNUMU Cactus Thaw	WTAMU/Subway Invite	WNUMU Cactus Thaw	WNUMU Cactus Thaw	WTAMU/Subway Invite

Season	No. Tour.	No. Rounds	Avg. Score	Vs. Par	National Rating	Low Round	Rounds in 60s	Par or Better	Finish Pct.	Wins	Best Finish
2006-07	3	8.0	82.38	11.00	None	74	0	0	23.8%	0	T 37
Career	3	8.0	82.38	11.00		74	0	0	23.8%	0	T 37

Individual snapshots

Tyson Bickford




Height: 5-9
Year: Freshman
Hometown: Tucson, AZ
Previous School: Billings West High School
Major: Undecided

Zach Blair



Height: 6-0
Year: Freshman
Hometown: Roswell, NM
Previous School: Roswell High School
Major: Undecided


Scott Crichton



Height: 5-10
Year: Sophomore
Hometown: Dalgety Bay, Scotland
Previous School: Inverkeithing High School
Major: Biology

High School: Four-time junior Club Champion; Club Match-play Champion; Runner-up Fife Order of Merit; Selected for Fife Men's Elite Squad; 2006 Scottish Area Team Championship Winner; 2006 Captain "Castle House".

Dongkyu Kim



Height: 6-1
Year: Sophomore
Hometown: Seoul, South Korea
Previous School: RE Mountain Secondary
Major: Undecided

Steven Maxwell



Height: 6-0
Year: Freshman
Hometown: Arberdeen, Scotland
Previous School: Bersden Academy
Major: Undecided

High School: Third Place 2003 British Columbia Junior Championship.

individual snapshots

Marcus Molina



Height: 6-1
Year: Senior
Hometown: Albuquerque, NM
Previous School:
St. Pius X High School
Major: Operations Management

High School: 2003 AAAA NM State High School Champion; All-State 2002, 2003; All District 1-AAAA 2000-2003. WNMU: Runner-up 2006 Albuquerque Open Championship.

Greg Pool



Height: 6-2
Year: Senior
Hometown: Surrey, BC
Previous School:
Walnut Grove High School
Major: Accounting

WNMU: 2005 PacWest Freshman of the Year; 2005 WNMU Freshman of the Year.

Chris Schofield



Height: 6-0
Year: Senior
Hometown: Parksville, BC
Previous School:
Ballenas Secondary
Major: Operations Management

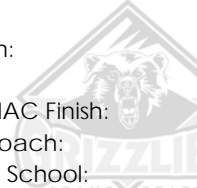
High School: Third Place, 2003 BC Junior Amateur. WNMU: Set Tournament Single Round School Record in 2005 with 64 at the St. Edward's Invitational; 2006 All-Heartland Conference.



mac-at-a-glance

The Rocky Mountain Athletic Conference is a premier NCAA Division II conference located in the states of Colorado, Nebraska, and New Mexico. The RMAC currently competes in 19 NCAA Division II sports and has earned 30 NCAA Division II national championships and 19 national runner-ups since 1992. Founded in 1909, the RMAC is believed to be the third oldest conference in the United States. The Michigan Intercollegiate Athletic Association was founded in 1888 and the Big 10 in 1898.

adams state college (women only)



Mascot: Grizzlies
 Location: Alamosa, CO
 Colors: Green & White
 2007 RMAC Finish: 8th Place
 Head Coach: Jay Meyer
 Years at School: 2 Years

chadron state college (women only)




Mascot: Eagles
 Location: Chadron, NE
 Colors: Cardinal & White
 2007 RMAC Finish: 7th Place
 Head Coach: Michele Rickenbach
 Years at School: 5 Years

colorado christian college



Mascot: Cougars
 Location: Lakewood, CO
 Colors: Navy Blue, Gold, & White
 2007 RMAC Finish: 9th (W); 8th (M)
 Head Coach: Todd Wilcox (W); Mark Hull (M)
 Years at School: 2 Years (W); 4 Years (M)

colorado school of mines (men only)



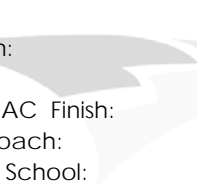
Mascot: Orediggers
 Location: Golden, CO
 Colors: Blue & White
 2007 RMAC Finish: 7th Place
 Head Coach: Tyler Kimble
 Years at School: 1 Year

colorado state university-pueblo



Mascot: ThunderWolves
 Location: Pueblo, CO
 Colors: Red, White, & Blue
 2007 RMAC Finish: 4th (W); 3rd (M)
 Head Coach: Josh Hartman (W); Ray Makloski
 Years at School: 1 Year (W); 1 Year (M)

fort lewis college (men only)



Mascot: Skyhawks
 Location: Durango, CO
 Colors: Navy & Gold
 2007 RMAC Finish: 4th Place
 Head Coach: Bud Anderson
 Years at School: 10 Years

mesa state college (women only)




Mascot: Mavericks
 Location: Grand Junction, CO
 Colors: Maroon & White
 2007 RMAC Finish: 2nd Place
 Head Coach: Butch Miller
 Years at School: 3 Years

regis university



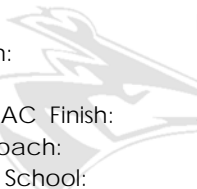
Mascot: Rangers
 Location: Denver, CO
 Colors: Navy Blue & Gold
 2007 RMAC Finish: 6th (W); 6th (M)
 Head Coach: Paula Baver (W); Mike Kramer (M)
 Years at School: 4 Years (W); 16 Years (M)

uc -colorado springs (men only)



Mascot: Mountain Lions
 Location: Colorado Springs, CO
 Colors: Black & Gold
 2007 RMAC Finish: 1st Place
 Head Coach: Phil Trujillo
 Years at School: 6 Years

university of nebraska—kearney



Mascot: Lopers
 Location: Kearney, NE
 Colors: Navy & Gold
 2007 RMAC Finish: 5th (W); 5th (M)
 Head Coach: Dick Beechner
 Years at School: 12 Years



po box 680 silver city nm 88062

